




5380 m.

BARWA GRAND PRIX OF QATAR

Free Practice Nr. 1

Classification

3

		Rider	Nation	Team	Motorcycle	Time	Lap Total	Gap	Top Speed
1	37	Pedro ACOSTA	SPA	Red Bull KTM Ajo	KTM	2'05.809	13 13		238.4
2	40	Darryn BINDER	RSA	Petronas Sprinta Racing	HONDA	2'05.898	12 12	0.089 0.089	238.4
3	6	Ryusei YAMANAKA	JPN	CarXpert PruestelGP	KTM	2'06.186	12 12	0.377 0.288	244.8
4	5	Jaume MASIA	SPA	Red Bull KTM Ajo	KTM	2'06.188	12 12	0.379 0.002	238.4
5	17	John MCPHEE	GBR	Petronas Sprinta Racing	HONDA	2'06.208	11 12	0.399 0.020	238.4
6	16	Andrea MIGNO	ITA	Rivacold Snipers Team	HONDA	2'06.246	14 14	0.437 0.038	237.3
7	50	Jason DUPASQUIER	SWI	CarXpert PruestelGP	KTM	2'06.252	12 12	0.443 0.006	241.6
8	27	Kaito TOBA	JPN	CIP Green Power	KTM	2'06.420	10 13	0.611 0.168	238.9
9	82	Stefano NEPA	ITA	BOE Owlride	KTM	2'06.433	13 13	0.624 0.013	236.3
10	28	Izan GUEVARA	SPA	GasGas Gaviota Aspar	GAS GAS	2'06.901	8 12	1.092 0.468	235.8
11	54	Riccardo ROSSI	ITA	BOE Owlride	KTM	2'06.915	13 13	1.106 0.014	237.8
12	23	Niccolò ANTONELLI	ITA	Avintia Esponsorama Moto3	KTM	2'06.971	5 13	1.162 0.056	238.4
13	11	Sergio GARCIA	SPA	GasGas Gaviota Aspar	GAS GAS	2'07.095	11 14	1.286 0.124	244.3
14	19	Andi Farid IZDIHAR	INA	Honda Team Asia	HONDA	2'07.145	10 14	1.336 0.050	236.3
15	20	Lorenzo FELLON	FRA	SIC58 Squadra Corse	HONDA	2'07.229	13 13	1.420 0.084	240.5
16	99	Carlos TATAY	SPA	Avintia Esponsorama Moto3	KTM	2'07.256	15 15	1.447 0.027	239.4
17	7	Dennis FOGGIA	ITA	Leopard Racing	HONDA	2'07.278	4 7	1.469 0.022	238.4
18	92	Yuki KUNII	JPN	Honda Team Asia	HONDA	2'07.282	12 12	1.473 0.004	240.0
19	73	Maximilian KOFLER	AUT	CIP Green Power	KTM	2'07.308	9 14	1.499 0.026	238.4
20	12	Filip SALAC	CZE	Rivacold Snipers Team	HONDA	2'07.334	11 11	1.525 0.026	230.7
21	24	Tatsuki SUZUKI	JPN	SIC58 Squadra Corse	HONDA	2'07.390	10 10	1.581 0.056	238.4
22	71	Ayumu SASAKI	JPN	Red Bull KTM Tech 3	KTM	2'07.393	3 13	1.584 0.003	240.0
23	31	Adrian FERNANDEZ	SPA	Sterilgarda Max Racing Team	HUSQVARNA	2'07.566	9 12	1.757 0.173	240.5
24	55	Romano FENATI	ITA	Sterilgarda Max Racing Team	HUSQVARNA	2'07.591	6 6	1.782 0.025	234.2
25	2	Gabriel RODRIGO	ARG	Indonesian Racing Gresini Moto3	HONDA	2'07.607	5 15	1.798 0.016	242.1
26	53	Deniz ÖNCÜ	TUR	Red Bull KTM Tech 3	KTM	2'07.784	13 13	1.975 0.177	236.8
27	43	Xavier ARTIGAS	SPA	Leopard Impala Junior Team	HONDA	2'07.808	2 8	1.999 0.024	237.3
28	52	Jeremy ALCOBA	SPA	Indonesian Racing Gresini Moto3	HONDA	2'07.948	15 15	2.139 0.140	235.8

Practice condition: **Dry**

Air: **36°**

Humidity: **27%**

Ground: **26°**

Fastest Lap:	Lap: 13	Pedro ACOSTA	2'05.809	153.9 Km/h
Best Race Lap:	2019	Romano FENATI	2'05.403	154.4 Km/h
All Time Lap Record:	2019	Aron CANET	2'04.561	155.4 Km/h

The results are provisional until the end of the limit for protest and appeals.

Time limit for protest expires 30' after publication of the results - Time:

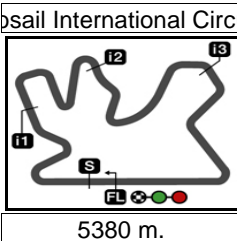
These data/results cannot be reproduced, stored and/or transmitted in whole or in part by any manner of electronic, mechanical, photocopying, recording, broadcasting or otherwise now known or herein after developed without the previous express consent by the copyright owner, except for reproduction in daily press and regular printed publications on sale to the public within 60 days of the event related to those data/results and always provided that copyright symbol appears together as follows below.

© DORNA, 2021

Official MotoGP Timing by TISSOT
www.motogp.com

Doha, Friday, March 26, 2021





BARWA GRAND PRIX OF QATAR

Free Practice Nr. 1

Top Speed & Average

4



Rider	Nation	Motorcycle	Top 5 speeds					Average	Top
6 Ryusei YAMANAKA	JPN	KTM	244.8	244.3	242.6	242.1	242.1	243.2	244.8
11 Sergio GARCIA	SPA	GAS GAS	244.3	240.5	240.0	238.9	238.4	240.4	244.3
2 Gabriel RODRIGO	ARG	HONDA	242.1	242.1	240.0	239.4	238.9	240.5	242.1
50 Jason DUPASQUIER	SWI	KTM	241.6	241.0	241.0	240.5	238.9	240.6	241.6
20 Lorenzo FELLON	FRA	HONDA	240.5	238.4	238.4	238.4	237.8	238.4	240.5
31 Adrian FERNANDEZ	SPA	HUSQVARNA	240.5	239.4	238.4	237.8	237.3	238.5	240.5
71 Ayumu SASAKI	JPN	KTM	240.0	240.0	239.4	238.9	237.8	239.2	240.0
92 Yuki KUNII	JPN	HONDA	240.0	240.0	236.3	233.7	233.2	236.6	240.0
99 Carlos TATAY	SPA	KTM	239.4	238.4	237.3	236.3	235.8	237.4	239.4
27 Kaito TOBA	JPN	KTM	238.9	238.9	238.9	238.9	238.4	238.7	238.9
5 Jaume MASIA	SPA	KTM	238.4	238.4	237.3	236.3	235.8	237.2	238.4
7 Dennis FOGGIA	ITA	HONDA	238.4	237.3	236.3	236.3	235.8	236.7	238.4
17 John MCPHEE	GBR	HONDA	238.4	238.4	237.8	234.2	233.7	236.5	238.4
23 Niccolò ANTONELLI	ITA	KTM	238.4	238.4	238.4	237.8	237.8	238.0	238.4
24 Tatsuki SUZUKI	JPN	HONDA	238.4	237.8	237.8	237.8	237.3	237.8	238.4
37 Pedro ACOSTA	SPA	KTM	238.4	237.8	236.8	236.8	236.8	237.2	238.4
40 Darryn BINDER	RSA	HONDA	238.4	237.3	236.3	234.7	234.2	236.2	238.4
73 Maximilian KOFLER	AUT	KTM	238.4	237.3	236.8	236.3	235.2	236.3	238.4
54 Riccardo ROSSI	ITA	KTM	237.8	237.3	237.3	236.3	235.2	236.8	237.8
16 Andrea MIGNO	ITA	HONDA	237.3	236.8	236.3	236.3	235.2	236.4	237.3
43 Xavier ARTIGAS	SPA	HONDA	237.3	236.8	236.8	236.8	235.8	236.7	237.3
53 Deniz ÖNCÜ	TUR	KTM	236.8	236.3	232.2	232.2	231.7	233.2	236.8
19 Andi Farid IZDIHAR	INA	HONDA	236.3	236.3	235.2	233.2	233.2	234.8	236.3
82 Stefano NEPA	ITA	KTM	236.3	235.8	235.2	234.2	233.7	235.0	236.3
28 Izan GUEVARA	SPA	GAS GAS	235.8	235.8	235.8	235.8	235.2	235.5	235.8
52 Jeremy ALCOBA	SPA	HONDA	235.8	232.2	231.2	230.7	230.7	231.9	235.8
55 Romano FENATI	ITA	HUSQVARNA	234.2	234.2	234.2	233.7	144.5	216.2	234.2
12 Filip SALAC	CZE	HONDA	230.7	230.2	229.7	228.3	227.8	229.3	230.7

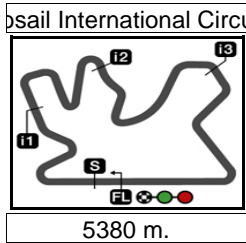
These data/results cannot be reproduced, stored and/or transmitted in whole or in part by any manner of electronic, mechanical, photocopying, recording, broadcasting or otherwise now known or herein after developed without the previous express consent by the copyright owner, except for reproduction in daily press and regular printed publications on sale to the public within 60 days of the event related to those data/results and always provided that copyright symbol appears together as follows below.

© DORNA, 2021

Official MotoGP Timing by TISSOT
www.motogp.com



Doha, Friday, March 26, 2021



Results and timing service provided by TISSOT

Moto3™

BARWA GRAND PRIX OF QATAR

Free Practice Nr. 1

Chronological Analysis of Performances

5

* Lap / Sector time cancelled **T1** Time from finish line to 1st intermediate **T3** Time from 2nd intermed. to 3rd intermed.
P Crossing the finish line in pit lane **T2** Time from 1st intermed. to 2nd intermed. **T4** Time from 3rd intermediate to finish line

Lap	Lap Time	T1	T2	T3	T4	Speed	Lap	Lap Time	T1	T2	T3	T4	Speed
1st 37 Pedro ACOSTA Red Bull KTM Ajo SPA Runs=3 Total laps=13 Full laps=8							4th 5 Jaume MASIA Red Bull KTM Ajo SPA Runs=3 Total laps=12 Full laps=5						
1	4'27.520	33.486	33.943	31.949	37.053	139.3	1	4'13.167	38.458	35.363	32.296	37.797	116.6
2	2'08.564	28.513	32.394	31.166	36.491	235.2	2	2'08.944 *	28.847	32.619	31.025	36.453*	237.3
3	2'07.846	28.271	32.178	31.118	36.279	236.3	3	2'08.119 *	28.221	32.392	30.959	36.547*	238.4
4	2'07.637	28.063	32.237	30.997	36.340	237.8	4	2'07.491	28.270	32.066	30.911	36.244	238.4
5	2'07.740 P	31.134	32.848	31.751	32.007	236.3	5	2'06.787 P	30.196	33.011	31.187	32.393	236.3
6	2'14.659 *	33.850	32.942	31.349	36.518*	140.2	6	2'14.132 *	32.886	33.060	31.604	36.582*	141.1
7	2'07.392	28.085	32.102	31.028	36.177	234.7	7	2'07.599	28.182	32.189	31.005	36.223	234.2
8	2'07.494	28.019	32.064	30.916	36.495	236.8	8	2'07.184	28.051	32.167	30.780	36.186	234.7
9	2'07.460	28.115	32.230	30.874	36.241	236.8	9	2'07.801 P	28.100	35.466	31.658	32.577	235.2
10	2'06.346 P	28.723	33.002	32.289	32.332	238.4	10	2'15.541	34.263	33.476	31.610	36.192	126.9
11	2'22.699	36.311	37.410	31.840	37.138	120.1	11	2'06.445	27.825	31.898	30.703	36.019	235.2
12	2'05.999	27.829	31.722	30.543	35.905	236.8	12	2'06.188	27.801	31.827	30.697	35.863	235.8
13	2'05.809	27.746	31.672	30.473	35.918	236.8							
2nd 40 Darryn BINDER Petronas Sprinta Raci RSA Runs=3 Total laps=12 Full laps=6							5th 17 John MCPHEE Petronas Sprinta Raci GBR Runs=3 Total laps=12 Full laps=6						
1	4'18.648	32.611	33.493	31.767	37.033	138.1	1	4'18.070	35.317	34.220	32.310	36.973	117.1
2	2'11.591 *	30.654	32.797	31.555	36.585*	237.3	2	2'08.623	28.786	32.342	31.029	36.466	232.7
3	2'09.052	28.481	32.671	31.275	36.625	234.7	3	2'07.782	28.333	32.371	30.796	36.282	234.2
4	2'08.014	28.100	32.205	31.213	36.496	233.2	4	2'07.133	28.157	32.087	30.718	36.171	233.7
5	2'08.376	28.204	32.315	31.037	36.820	233.2	5	2'07.149 *	27.817	32.244	30.649	36.439*	238.4
6	2'06.463 P	28.597	32.505	31.310	34.051	232.7	6	2'03.140 P	28.110	32.189	30.837	32.004	237.8
7	2'14.965	34.782	32.505	31.046	36.632	116.6	7	2'16.605	35.089	33.099	31.473	36.944	123.0
8	2'07.870	28.014	32.323	31.051	36.482	236.3	8	2'09.318	28.380	32.444	31.605	36.889	233.2
9	2'09.592 P	33.719	32.557	31.095	32.221	234.2	9	2'04.420 P	28.223	32.714	31.280	32.203	238.4
10	2'18.478	35.289	34.451	32.278	36.460	131.8	10	2'20.442	36.004	35.175	31.851	37.412	122.0
11	2'08.261	28.179	32.018	31.672	36.392	232.2	11	2'06.208	27.915	31.756	30.558	35.979	232.7
12	2'05.898	27.854	31.642	30.425	35.977	238.4	12	2'06.610	27.859	31.945	30.706	36.100	231.2
3rd 6 Ryusei YAMANAKA CarXpert PruestelGP JPN Runs=3 Total laps=12 Full laps=5							6th 16 Andrea MIGNO Rivacold Snipers Tea ITA Runs=3 Total laps=14 Full laps=7						
1	4'13.695	37.466	34.989	31.993	37.786	125.0	1	4'24.942	34.247	33.514	31.871	36.926	123.8
2	2'08.562	28.494	32.726	30.992	36.350	244.3	2	2'09.468 *	29.626	32.378	31.084	36.380*	233.2
3	2'08.435 *	28.138	32.633	31.214	36.450*	242.1	3	2'07.784 *	28.424	32.139	30.839	36.382*	236.8
4	2'07.938 *	28.149	32.532	30.888	36.369*	244.8	4	2'07.196	28.172	32.015	30.805	36.204	235.2
5	2'07.461	28.195	32.238	30.777	36.251	242.1	5	2'06.905	28.018	32.028	30.618	36.241	236.3
6	2'07.772 P	28.717	32.504	31.648	34.903	241.6	6	2'07.073	27.994	31.993	30.745	36.341	237.3
7	2'16.614	36.033	33.140	31.121	36.320	111.3	7	2'05.741 P	28.747	32.683	32.637	31.674	233.7
8	2'11.148	29.693	32.644	31.645	37.166	233.2	8	2'12.028	32.024	32.432	31.166	36.406	144.1
9	2'08.585	28.502	32.557	31.096	36.430	231.2	9	2'07.794	28.202	32.192	31.003	36.397	234.2
10	2'06.265 P	28.506	32.734	31.174	33.851	239.4	10	2'07.720	28.216	32.228	30.917	36.359	234.2
11	2'14.484	34.620	32.663	31.002	36.199	131.2	11	2'08.316	28.183	32.388	31.126	36.619	234.2
12	2'06.186	27.934	32.008	30.443	35.801	242.6	12	2'05.202 P	29.573	32.951	31.608	31.070	234.7
							13	2'11.851	32.278	32.447	30.959	36.167	140.9
							14	2'06.246	27.979	31.839	30.498	35.930	236.3

Fastest Lap: Pedro ACOSTA Red Bull KTM Ajo SPA **2'05.809** 27.746 31.672 30.473 35.918

These data/results cannot be reproduced, stored and/or transmitted in whole or in part by any manner of electronic, mechanical, photocopying, recording, broadcasting or otherwise now known or herein after developed without the previous express consent by the copyright owner, except for reproduction in daily press and regular printed publications on sale to the public within 60 days of the event related to those data/results and always provided that copyright symbol appears together as follows below.
 © DORNA, 2021



Free Practice Nr. 1

Moto3

Lap	Lap Time	T1	T2	T3	T4	Speed	Lap	Lap Time	T1	T2	T3	T4	Speed
7th 50 Jason DUPASQUIE CarXpert PruestelGP SWI							7	2'13.401	33.633	32.439	31.131	36.198	128.8
Runs=3 Total laps=12 Full laps=5							8	2'06.901	28.020	31.953	30.792	36.136	235.8
1	4'13.616	37.278	35.484	31.898	37.482	131.8	9	2'08.827	29.280	32.219	30.937	36.391	235.2
2	2'11.138 *	30.264	32.754	31.272	36.848*	238.9	10	2'07.147	27.916	32.095	30.977	36.159	235.8
3	2'08.432	28.329	32.358	31.038	36.707	241.6	11	2'06.879 P	28.300	33.825	31.389	33.365	235.2
4	2'08.036	28.385	32.376	30.999	36.276	238.4	12	2'12.835	33.432	32.248	30.981	36.174	128.8
5	2'07.142	28.105	32.140	30.775	36.122	241.0	11th 54 Riccardo ROSSI BOE Owlride ITA						
6	2'05.770 P	28.514	32.570	31.617	33.069	240.5	Runs=3 Total laps=13 Full laps=6						
7	2'11.879 *	31.368	32.453	31.531	36.527*	146.7	1	4'11.645	40.473	35.545	33.048	38.063	101.1
8	2'09.496 *	28.450	32.738	31.364	36.944*	234.2	2	2'12.120	28.515	33.297	31.579	38.729	237.3
9	2'09.416	28.724	32.581	31.415	36.696	234.2	3	2'08.660 *	28.235	32.339	31.236	36.850*	237.3
10	2'10.004 P	30.160	33.407	33.473	32.964	233.7	4	2'10.028 *	28.271	32.736	32.577	36.444*	235.2
11	2'14.936	34.676	32.854	31.216	36.190	112.6	5	2'08.172	28.373	32.260	31.114	36.425	236.3
12	2'06.252	27.980	31.891	30.479	35.902	241.0	6	2'12.103 P	29.494	33.490	32.279	36.840	234.7
8th 27 Kaito TOBA CIP Green Power JPN							7	2'14.963 *	33.455	32.962	31.736	36.810*	128.7
Runs=2 Total laps=13 Full laps=8							8	2'08.726	28.674	32.326	31.289	36.437	230.2
1	4'11.220	41.256	35.384	32.795	37.394	102.4	9	2'08.760	28.425	32.381	31.386	36.568	233.2
2	2'11.704	31.655	32.544	31.011	36.494	238.9	10	2'08.380	28.388	32.329	31.232	36.431	233.2
3	2'07.490	28.164	32.061	30.966	36.299	237.8	11	2'10.928 P	31.650	34.218	31.905	33.155	234.7
4	2'07.332	28.270	32.192	30.883	35.987	238.9	12	2'11.640 *	31.832	32.481	31.005	36.322*	144.1
5	2'07.561 *	28.217	32.098	30.951	36.295*	236.3	13	2'06.915	28.067	31.944	30.775	36.129	237.8
6	2'08.345 P	28.805	32.486	31.862	35.192	236.8	12th 23 Niccolò ANTONELL Avintia Esponsorama ITA						
7	2'13.328 *	33.876	32.425	30.853	36.174*	136.3	Runs=2 Total laps=13 Full laps=8						
8	2'06.554	28.058	31.854	30.741	35.901	238.9	1	4'15.880	33.936	34.634	31.959	38.556	141.9
9	2'06.793	28.102	32.004	30.683	36.004	238.4	2	2'08.685	28.851	32.485	30.841	36.508	237.8
10	2'06.420	28.004	31.699	30.562	36.155	238.9	3	2'07.610	28.327	32.087	30.769	36.427	238.4
11	2'07.106	27.931	31.982	30.937	36.256	238.4	4	2'08.881 *	28.298	33.101	31.237	36.245*	237.3
12	2'06.791	28.077	31.943	30.774	35.997	235.2	5	2'06.971	28.094	32.054	30.739	36.084	237.8
13	2'06.984 *	28.017	31.929	30.824	36.214*	235.8	6	2'08.070 *	28.243	32.285	30.970	36.572*	238.4
9th 82 Stefano NEPA BOE Owlride ITA							7	2'06.797 P	28.646	32.301	31.683	34.167	237.8
Runs=3 Total laps=13 Full laps=7							8	2'13.110	32.995	32.379	31.123	36.613	137.2
1	4'05.708	38.381	34.229	32.181	37.326	99.5	9	2'07.855	28.235	32.085	31.132	36.403	237.8
2	2'10.140 *	29.322	32.809	31.321	36.688*	235.8	10	2'08.022	28.227	32.254	31.042	36.499	237.8
3	2'09.647	28.541	32.779	31.478	36.849	235.2	11	2'09.103	28.173	32.060	31.028	37.842	238.4
4	2'09.030	28.479	32.577	31.267	36.707	232.7	12	2'07.044	28.246	32.019	30.697	36.082	237.3
5	2'08.984	28.516	32.495	31.152	36.821	232.7	13	2'07.031	28.133	31.981	30.802	36.115	236.3
6	2'08.488 P	30.191	32.812	32.122	33.363	232.2	13th 11 Sergio GARCIA GasGas Gaviota Aspa SPA						
7	2'12.498	31.833	32.763	31.321	36.581	148.3	Runs=2 Total laps=14 Full laps=10						
8	2'08.504	28.438	32.309	31.160	36.597	232.7	1	4'13.517	37.270	35.074	32.105	37.799	119.4
9	2'08.342	28.370	32.301	31.107	36.564	233.2	2	2'08.568	28.571	32.653	31.027	36.317	240.0
10	2'08.185	28.239	32.265	31.129	36.552	234.2	3	2'08.033	28.032	32.242	31.191	36.568	240.5
11	2'04.598 P	28.416	33.065	31.568	31.549	233.7	4	2'07.592	28.236	32.416	30.865	36.075	235.2
12	2'14.078	34.211	32.676	30.967	36.224	127.0	5	2'09.542	28.307	32.314	31.112	37.809	233.7
13	2'06.433	27.845	32.121	30.529	35.938	236.3	6	2'07.827	28.231	32.319	30.925	36.352	238.4
10th 28 Izan GUEVARA GasGas Gaviota Aspa SPA							7	2'06.702 P	28.445	33.306	31.667	33.284	229.7
Runs=3 Total laps=12 Full laps=7							8	2'11.899	32.191	32.355	31.071	36.282	139.5
1	4'31.309	33.731	34.446	31.820	37.603	138.2	9	2'07.875	28.210	32.443	30.936	36.286	237.8
2	2'07.928	28.416	32.481	30.895	36.136	235.8	10	2'07.570	28.250	32.367	30.770	36.183	237.3
3	2'07.941	28.208	32.489	31.080	36.164	235.8	11	2'07.095	28.085	32.176	30.723	36.111	238.9
4	2'07.189	28.136	32.028	30.869	36.156	235.2	12	2'09.851	28.095	33.768	31.309	36.679	244.3
5	2'06.921	28.075	31.980	30.746	36.120	235.2	13	2'07.956 *	28.455	32.301	30.948	36.252*	235.8
6	2'03.351 P	28.008	32.256	31.014	32.073	235.2	14	2'08.052	28.220	32.370	31.227	36.235	236.8

Fastest Lap: Pedro ACOSTA Red Bull KTM Ajo SPA **2'05.809** 27.746 31.672 30.473 35.918

These data/results cannot be reproduced, stored and/or transmitted in whole or in part by any manner of electronic, mechanical, photocopying, recording, broadcasting or otherwise now known or herein after developed without the previous express consent by the copyright owner, except for reproduction in daily press and regular printed publications on sale to the public within 60 days of the event related to those data/results and always provided that copyright symbol appears together as follows below.
© DORNA, 2021

Official MotoGP Timing by TISSOT
www.motogp.com

Doha, Friday, March 26, 2021

Page 2 of 4



Free Practice Nr. 1

Moto3

Lap	Lap Time	T1	T2	T3	T4	Speed	Lap	Lap Time	T1	T2	T3	T4	Speed
14th	19	Andi Farid IZDIHAR Honda Team Asia INA					4	2'07.278	28.003	32.221	30.882	36.172	236.3
		Runs=2			Total laps=14	Full laps=10	5	2'07.310	27.903	32.091	30.982	36.334	236.3
1	3'50.219	38.707	33.734	32.195	37.337	96.7	6	2'12.530	30.416	33.569	31.720	36.825	235.8
2	2'09.460 *	28.569	32.557	31.527	36.807*	231.2	7	2'07.568	28.105	32.135	30.978	36.350	235.8
3	2'11.584	29.647	33.184	31.763	36.990	231.2	18th 92 Yuki KUNII Honda Team Asia JPN						
4	2'09.560	28.590	32.544	31.646	36.780	228.8	Runs=3			Total laps=12	Full laps=7		
5	2'09.395	28.509	32.483	31.578	36.825	228.3	1	3'49.004	36.036	33.629	31.992	37.384	104.6
6	2'09.322	28.402	32.424	31.589	36.907	227.8	2	2'09.050	28.381	32.436	31.491	36.742	236.3
7	2'10.380	28.634	32.673	31.801	37.272	226.4	3	2'08.794	28.412	32.525	31.306	36.551	230.7
8	2'10.101 P	28.679	33.266	33.181	34.975	226.8	4	2'09.725	28.520	32.535	31.758	36.912	231.7
9	2'20.980	36.849	36.372	31.233	36.526	101.6	5	2'08.774	28.447	32.301	31.355	36.671	230.7
10	2'07.145	28.017	32.028	30.858	36.242	233.2	6	2'06.012 P	28.772	32.491	31.659	33.090	233.2
11	2'07.570	27.986	32.113	30.969	36.502	236.3	7	2'14.755 *	34.207	32.615	31.243	36.690*	133.8
12	2'09.618	28.016	32.364	31.745	37.493	233.2	8	2'08.667	28.254	32.422	31.440	36.551	232.2
13	2'08.617	28.214	32.494	31.181	36.728	236.3	9	2'08.528	28.563	32.626	31.122	36.217	233.7
14	2'07.321	28.077	32.152	30.884	36.208	235.2	10	2'10.410 P	33.982	33.139	31.351	31.938	240.0
15th 20 Lorenzo FELLON SIC58 Squadra Corse FRA						11	2'12.222	32.865	32.307	30.836	36.214	136.1	
Runs=3			Total laps=13	Full laps=8		12	2'07.282	28.166	32.026	30.778	36.312	240.0	
1	4'10.793	44.737	35.450	32.725	37.680	90.3	19th 73 Maximilian KOFLER CIP Green Power AUT						
2	2'10.292	29.133	32.925	31.412	36.822	234.2	Runs=2			Total laps=14	Full laps=7		
3	2'09.383	28.452	32.672	31.552	36.707	238.4	1	3'48.812	35.093	33.749	32.694	37.758	112.9
4	2'08.447	28.328	32.836	30.887	36.396	238.4	2	2'09.497 *	28.634	32.578	31.432	36.853*	232.7
5	2'07.474	28.107	32.201	30.837	36.329	237.8	3	2'08.515	28.222	32.657	31.256	36.380	236.8
6	2'09.701	28.594	32.935	31.267	36.905	237.8	4	2'08.631	28.253	32.501	31.242	36.635	235.2
7	2'06.654 P	28.264	32.587	31.672	34.131	235.2	5	2'10.178 *	28.424	32.967	31.741	37.046*	233.2
8	2'19.391	38.783	32.696	31.564	36.348	86.4	6	2'09.235	28.515	32.650	31.364	36.706	233.7
9	2'08.073	27.987	32.387	31.197	36.502	237.8	7	2'03.974 P	28.494	32.793	31.637	31.050	232.7
10	2'07.891	28.151	32.285	31.280	36.175	234.2	8	2'13.673 *	33.638	32.682	31.071	36.282*	135.6
11	2'08.180 P	27.967	32.323	31.051	36.839	238.4	9	2'07.308	27.997	32.104	30.759	36.448	238.4
12	2'11.028	31.695	32.488	30.794	36.051	145.9	10	2'07.854	28.010	32.346	31.000	36.498	236.3
13	2'07.229	27.947	32.294	30.757	36.231	240.5	11	2'08.531 *	28.213	32.422	31.288	36.608*	235.2
16th 99 Carlos TATAY Avintia Esponsorama SPA						12	2'12.475 *	30.315	32.712	31.477	37.971*	233.7	
Runs=2			Total laps=15	Full laps=11		13	2'08.071	28.449	32.314	30.898	36.410	237.3	
1	3'21.828	34.251	34.534	32.490	38.110	132.8	14	2'08.006	28.249	32.233	31.072	36.452	235.2
2	2'09.793	28.757	32.686	31.530	36.820	233.2	20th 12 Filip SALAC Rivacold Snipers Tea CZE						
3	2'09.744	28.915	32.578	31.531	36.720	233.7	Runs=4			Total laps=11	Full laps=3		
4	2'08.482	28.261	32.339	31.223	36.659	234.2	1	4'21.704	31.995	32.968	31.623	37.535	140.8
5	2'08.067 *	28.214	32.182	31.213	36.458*	233.7	2	2'11.156	30.928	32.354	31.128	36.746	228.3
6	2'08.143	28.226	32.214	31.048	36.655	234.2	3	2'10.445 *	28.724	33.683	31.194	36.844*	227.8
7	2'08.116	28.324	32.165	31.119	36.508	233.7	4	2'09.387	28.647	32.650	31.147	36.943	227.3
8	2'05.990 P	28.825	33.004	32.078	32.083	233.2	5	2'08.959 P	31.199	33.396	31.563	32.801	225.4
9	2'13.592	32.641	32.742	31.428	36.781	140.9	6	2'13.574	32.078	33.055	31.581	36.860	141.7
10	2'08.032	28.335	32.325	30.930	36.442	235.2	7	2'04.416 P	28.506	32.576	31.276	32.058	230.7
11	2'07.297	28.072	32.086	30.899	36.240	237.3	8	2'13.463 *	32.153	33.414	31.097	36.799*	145.9
12	2'08.941	28.043	32.805	31.584	36.509	239.4	9	2'07.224 P	29.001	35.140	31.141	31.942	229.7
13	2'07.533	28.107	32.145	30.986	36.295	236.3	10	2'11.272	31.367	32.323	30.952	36.630	143.4
14	2'09.854	29.101	33.299	31.072	36.382	235.8	11	2'07.334	28.116	32.011	30.817	36.390	230.2
15	2'07.256	28.182	32.017	30.886	36.171	238.4	21st 24 Tatsuki SUZUKI SIC58 Squadra Corse JPN						
Runs=1			Total laps=7	Full laps=5		Runs=3			Total laps=10	Full laps=5			
1	28'23.336 *	34.562	33.803	31.442	36.956*	141.3	1	4'09.592	42.538	35.066	32.872	37.756	92.2
2	2'08.138	28.285	32.371	30.972	36.510	238.4	2	2'12.016	30.307	33.404	31.476	36.829	235.2
3	2'07.411 *	28.011	32.090	30.913	36.397*	237.3	3	2'08.889	28.476	32.864	31.092	36.457	237.8

Fastest Lap: Pedro ACOSTA Red Bull KTM Ajo SPA **2'05.809** 27.746 31.672 30.473 35.918

These data/results cannot be reproduced, stored and/or transmitted in whole or in part by any manner of electronic, mechanical, photocopying, recording, broadcasting or otherwise now known or herein after developed without the previous express consent by the copyright owner, except for reproduction in daily press and regular printed publications on sale to the public within 60 days of the event related to those data/results and always provided that copyright symbol appears together as follows below.
© DORNA, 2021

Free Practice Nr. 1

Moto3

Lap	Lap Time	T1	T2	T3	T4	Speed	Lap	Lap Time	T1	T2	T3	T4	Speed
4	2'09.153	28.706	32.638	31.025	36.784	237.8	7	2'07.414 P	28.371	33.101	31.728	34.214	232.7
5	2'09.091 P	28.377	32.721	32.115	35.878	237.3	8	2'18.897	38.397	32.656	31.568	36.276	90.0
6	2'12.283	31.849	32.667	31.179	36.588	144.1	9	2'08.200	28.023	32.372	31.208	36.597	238.4
7	2'08.639	28.299	32.467	31.313	36.560	237.8	10	2'07.805	28.144	32.199	31.219	36.243	235.2
8	2'09.658 P	31.198	33.178	31.455	33.827	235.8	11	2'07.853	28.043	32.224	31.097	36.489	238.9
9	2'11.705 *	32.087	32.382	30.869	36.367*	142.4	12	2'08.351	28.270	32.570	31.199	36.312	234.7
10	2'07.390	28.116	32.040	30.876	36.358	238.4	13	2'08.596	28.330	32.493	31.212	36.561	239.4
							14	2'07.989 *	28.142	32.206	31.053	36.588*	231.7
							15	2'08.153	28.177	32.187	31.126	36.663	235.2

22nd 71 Ayumu SASAKI Red Bull KTM Tech 3 JPN
Runs=2 Total laps=13 Full laps=9

1	4'13.847	39.004	35.047	32.217	37.845	126.0
2	2'09.392 *	29.389	32.703	31.040	36.260*	239.4
3	2'07.393	28.110	32.183	30.920	36.180	240.0
4	2'07.701	28.301	32.347	30.742	36.311	240.0
5	2'07.590	28.169	32.120	30.896	36.405	238.9
6	2'06.306 P	28.964	32.605	31.545	33.192	236.3
7	2'17.942	36.457	32.917	31.268	37.300	129.1
8	2'08.925	28.487	32.544	31.407	36.487	230.2
9	2'08.632	28.392	32.427	31.275	36.538	235.8
10	2'08.058	28.318	32.345	30.965	36.430	235.2
11	2'07.945	28.169	32.337	30.951	36.488	237.8
12	2'08.172	28.313	32.344	31.104	36.411	234.2
13	2'07.521	28.171	32.201	30.882	36.267	237.3

23rd 31 Adrian FERNANDEZ Sterilgarda Max Racin SPA
Runs=2 Total laps=12 Full laps=6

1	4'19.918	32.972	33.346	31.454	36.767	139.7
2	2'11.037 *	30.655	32.592	31.147	36.643*	236.8
3	2'09.006 *	28.435	32.456	31.025	37.090*	237.3
4	2'08.170	28.398	32.245	31.139	36.388	236.3
5	2'08.201	28.338	32.391	30.941	36.531	235.8
6	2'08.120 *	28.199	32.381	31.036	36.504*	237.8
7	2'05.525 P	28.640	32.547	31.663	32.675	234.2
8	2'15.519	32.324	33.549	33.157	36.489	138.6
9	2'07.566	28.247	32.325	30.928	36.066	237.3
10	2'10.519	28.164	33.271	32.431	36.653	238.4
11	2'07.854	28.425	32.296	30.976	36.157	240.5
12	2'08.081	28.239	32.409	31.269	36.164	239.4

24th 55 Romano FENATI Sterilgarda Max Racin ITA
Runs=2 Total laps=6 Full laps=3

1	24'16.619 *	32.735	32.806	31.059	36.407*	139.1
2	2'07.759	28.414	32.030	30.899	36.416	234.2
3	2'08.705	28.187	33.184	30.876	36.458	234.2
4	2'10.487 P	32.453	32.871	31.287	33.876	233.7
5	2'11.437	31.836	32.401	30.822	36.378	144.5
6	2'07.591	28.128	32.018	30.911	36.534	234.2

25th 2 Gabriel RODRIGO Indonesian Racing Gr ARG
Runs=2 Total laps=15 Full laps=9

1	4'10.733	45.019	35.457	32.741	37.705	85.8
2	2'10.255	29.095	32.853	31.477	36.830	236.3
3	2'09.203 *	28.499	32.626	31.330	36.748*	234.7
4	2'08.255 *	28.455	32.425	30.866	36.509*	240.0
5	2'07.607	28.181	32.171	30.882	36.373	242.1
6	2'09.036	28.453	32.214	31.636	36.733	242.1

26th 53 Deniz ÖNCÜ Red Bull KTM Tech 3 TUR
Runs=3 Total laps=13 Full laps=6

1	3'44.428	40.113	33.686	31.977	37.933	71.6
2	2'11.426	30.263	32.893	31.557	36.713	232.2
3	2'10.198 *	28.912	32.935	31.623	36.728*	232.2
4	2'09.363	28.477	32.825	31.310	36.751	231.7
5	2'09.627 *	28.894	32.740	31.359	36.634*	230.7
6	2'09.419	28.698	32.642	31.345	36.734	231.7
7	2'04.312 P	28.703	32.869	31.454	31.286	230.2
8	2'13.089	32.687	32.512	31.311	36.579	135.5
9	2'08.970	28.304	32.599	31.431	36.636	231.2
10	2'03.955 P	28.408	32.331	31.192	32.024	231.7
11	2'14.045	34.065	32.365	31.144	36.471	118.1
12	2'07.880	28.182	32.215	30.918	36.565	236.8
13	2'07.784	28.127	32.257	31.012	36.388	236.3

27th 43 Xavier ARTIGAS Leopard Impala Junior SPA
Runs=2 Total laps=8 Full laps=4

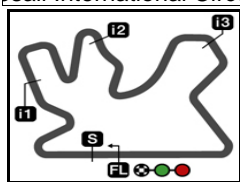
1	26'20.263 *	33.242	33.132	31.422	37.129*	142.4
2	2'07.808	28.042	32.273	31.198	36.295	236.8
3	2'09.208	28.971	32.579	31.228	36.430	237.3
4	2'08.306 *	28.079	32.385	31.138	36.704*	236.8
5	2'08.132	28.099	32.282	31.255	36.496	235.8
6	2'07.822 P	28.469	32.852	31.946	34.555	235.2
7	2'11.676	31.707	32.360	31.265	36.344	141.9
8	2'08.192	28.179	32.303	31.203	36.507	236.8

28th 52 Jeremy ALCOBA Indonesian Racing Gr SPA
Runs=2 Total laps=15 Full laps=11

1	4'05.015	37.542	33.768	32.004	37.946	112.5
2	2'10.703 *	29.537	32.718	31.602	36.846*	230.2
3	2'11.978	30.946	32.791	31.394	36.847	229.7
4	2'09.134	28.560	32.505	31.235	36.834	230.2
5	2'10.890	30.797	32.406	31.080	36.607	230.2
6	2'08.333	28.485	32.242	30.954	36.652	235.8
7	2'06.947 P	28.751	32.446	31.581	34.169	232.2
8	2'14.271 *	33.188	32.733	31.479	36.871*	131.3
9	2'08.849	28.446	32.516	31.265	36.622	231.2
10	2'08.638	28.476	32.440	31.174	36.548	230.7
11	2'08.884	28.735	32.351	31.234	36.564	230.7
12	2'08.369	28.394	32.283	31.148	36.544	230.2
13	2'08.606	28.407	32.348	31.218	36.633	229.2
14	2'14.215	30.652	33.228	31.876	38.459	228.3
15	2'07.948	28.351	32.176	31.047	36.374	230.7

Fastest Lap: Pedro ACOSTA Red Bull KTM Ajo SPA 2'05.809 27.746 31.672 30.473 35.918

These data/results cannot be reproduced, stored and/or transmitted in whole or in part by any manner of electronic, mechanical, photocopying, recording, broadcasting or otherwise now known or herein after developed without the previous express consent by the copyright owner, except for reproduction in daily press and regular printed publications on sale to the public within 60 days of the event related to those data/results and always provided that copyright symbol appears together as follows below.
© DORNA, 2021



5380 m.

BARWA GRAND PRIX OF QATAR

Free Practice Nr. 1

Best Partial Times

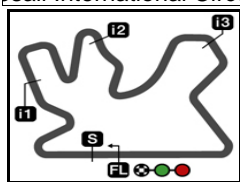
Moto3™

IT Ideal Lap Time, sum of the best partial times

BT Best Lap Time

<i>T1</i>		<i>T2</i>		<i>T3</i>		<i>T4</i>				<i>IT</i>	<i>BT</i>	
Pos	Rider	Time	Rider	Time	Rider	Time	Rider	Time	Pos	Rider		
1	P.ACOSTA	27.746	D.BINDER	31.642	D.BINDER	30.425	R.YAMANAKA	35.801	1	P.ACOSTA	2'05.796	2'05.809 (1)
2	J.MASIA	27.801	P.ACOSTA	31.672	R.YAMANAKA	30.443	J.MASIA	35.863	2	D.BINDER	2'05.898	2'05.898 (2)
3	J.MCPHEE	27.817	K.TOBA	31.699	P.ACOSTA	30.473	K.TOBA	35.901	3	K.TOBA	2'06.093	2'06.420 (8)
4	S.NEPA	27.845	J.MCPHEE	31.756	J.DUPASQUIER	30.479	J.DUPASQUIER	35.902	4	J.MCPHEE	2'06.110	2'06.208 (5)
5	D.BINDER	27.854	J.MASIA	31.827	A.MIGNO	30.498	P.ACOSTA	35.905	5	R.YAMANAKA	2'06.186	2'06.186 (3)
6	D.FOGGIA	27.903	A.MIGNO	31.839	S.NEPA	30.529	A.MIGNO	35.930	6	J.MASIA	2'06.188	2'06.188 (4)
7	I.GUEVARA	27.916	J.DUPASQUIER	31.891	J.MCPHEE	30.558	S.NEPA	35.938	7	A.MIGNO	2'06.246	2'06.246 (6)
8	K.TOBA	27.931	R.ROSSI	31.944	K.TOBA	30.562	D.BINDER	35.977	8	J.DUPASQUIE	2'06.252	2'06.252 (7)
9	R.YAMANAKA	27.934	I.GUEVARA	31.953	J.MASIA	30.697	J.MCPHEE	35.979	9	S.NEPA	2'06.433	2'06.433 (9)
10	L.FELLON	27.947	N.ANTONELLI	31.981	N.ANTONELLI	30.697	L.FELLON	36.051	10	I.GUEVARA	2'06.735	2'06.901 (10)
11	A.MIGNO	27.979	R.YAMANAKA	32.008	S.GARCIA	30.723	A.FERNANDEZ	36.066	11	N.ANTONELLI	2'06.854	2'06.971 (12)
12	J.DUPASQUIER	27.980	F.SALAC	32.011	A.SASAKI	30.742	S.GARCIA	36.075	12	R.ROSSI	2'06.915	2'06.915 (11)
13	A.IZDIHAR	27.986	C.TATAY	32.017	I.GUEVARA	30.746	N.ANTONELLI	36.082	13	L.FELLON	2'06.956	2'07.229 (15)
14	M.KOFLER	27.997	R.FENATI	32.018	L.FELLON	30.757	I.GUEVARA	36.120	14	S.GARCIA	2'07.006	2'07.095 (13)
15	G.RODRIGO	28.023	Y.KUNII	32.026	M.KOFLER	30.759	R.ROSSI	36.129	15	D.FOGGIA	2'07.047	2'07.278 (17)
16	S.GARCIA	28.032	A.IZDIHAR	32.028	R.ROSSI	30.775	C.TATAY	36.171	16	A.IZDIHAR	2'07.080	2'07.145 (14)
17	X.ARTIGAS	28.042	T.SUZUKI	32.040	Y.KUNII	30.778	D.FOGGIA	36.172	17	C.TATAY	2'07.117	2'07.256 (16)
18	C.TATAY	28.043	D.FOGGIA	32.090	F.SALAC	30.817	A.SASAKI	36.180	18	A.SASAKI	2'07.152	2'07.393 (22)
19	R.ROSSI	28.067	M.KOFLER	32.104	R.FENATI	30.822	A.IZDIHAR	36.208	19	Y.KUNII	2'07.184	2'07.282 (18)
20	N.ANTONELLI	28.094	A.SASAKI	32.120	A.IZDIHAR	30.858	Y.KUNII	36.214	20	M.KOFLER	2'07.240	2'07.308 (19)
21	A.SASAKI	28.110	S.NEPA	32.121	G.RODRIGO	30.866	G.RODRIGO	36.243	21	G.RODRIGO	2'07.303	2'07.607 (25)
22	F.SALAC	28.116	G.RODRIGO	32.171	T.SUZUKI	30.869	X.ARTIGAS	36.295	22	F.SALAC	2'07.334	2'07.334 (20)
23	T.SUZUKI	28.116	S.GARCIA	32.176	D.FOGGIA	30.882	T.SUZUKI	36.358	23	R.FENATI	2'07.346	2'07.591 (24)
24	D.ÖNCÜ	28.127	J.ALCOBA	32.176	C.TATAY	30.886	J.ALCOBA	36.374	24	T.SUZUKI	2'07.383	2'07.390 (21)

These data/results cannot be reproduced, stored and/or transmitted in whole or in part by any manner of electronic, mechanical, photocopying, recording, broadcasting or otherwise now known or herein after developed without the previous express consent by the copyright owner, except for reproduction in daily press and regular printed publications on sale to the public within 60 days of the event related to those data/results and always provided that copyright symbol appears together as follows below.
© DORNA, 2021



5380 m.

BARWA GRAND PRIX OF QATAR

Free Practice Nr. 1

Best Partial Times

Moto3™

IT Ideal Lap Time, sum of the best partial times

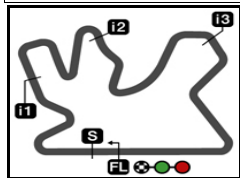
BT Best Lap Time

T1		T2		T3		T4				<i>IT</i>	<i>BT</i>	
<i>Pos</i>	<i>Rider</i>	<i>Time</i>	<i>Rider</i>	<i>Time</i>	<i>Rider</i>	<i>Time</i>	<i>Rider</i>	<i>Time</i>	<i>Pos</i>	<i>Rider</i>		
25	R.FENATI	28.128	L.FELLON	32.201	D.ÖNCÜ	30.918	R.FENATI	36.378	25	A.FERNANDEZ	2'07.403	2'07.566 (23)
26	A.FERNANDEZ	28.164	D.ÖNCÜ	32.215	A.FERNANDEZ	30.928	M.KOFLER	36.380	26	D.ÖNCÜ	2'07.648	2'07.784 (26)
27	Y.KUNII	28.166	A.FERNANDEZ	32.245	J.ALCOBA	30.954	D.ÖNCÜ	36.388	27	X.ARTIGAS	2'07.748	2'07.808 (27)
28	J.ALCOBA	28.351	X.ARTIGAS	32.273	X.ARTIGAS	31.138	F.SALAC	36.390	28	J.ALCOBA	2'07.855	2'07.948 (28)

These data/results cannot be reproduced, stored and/or transmitted in whole or in part by any manner of electronic, mechanical, photocopying, recording, broadcasting or otherwise now known or herein after developed without the previous express consent by the copyright owner, except for reproduction in daily press and regular printed publications on sale to the public within 60 days of the event related to those data/results and always provided that copyright symbol appears together as follows below.
© DORNA, 2021

Official MotoGP Timing by **TISSOT**
www.motogp.com






5380 m.

BARWA GRAND PRIX OF QATAR

Free Practice Nr. 1

Fastest Laps Sequence

<i>Practice Time</i>	 <i>Rider</i>	<i>Nation</i>	<i>Motorcycle</i>	<i>Time</i>	<i>Km/h</i>	<i>Rider's Lap</i>
5'31.621	99 Carlos TATAY	SPA	KTM	2'09.793	149.2	2
5'58.054	92 Yuki KUNII	JPN	HONDA	2'09.050	150.0	2
6'22.085	11 Sergio GARCIA	SPA	GAS GAS	2'08.568	150.6	2
6'22.257	6 Ryusei YAMANAKA	JPN	KTM	2'08.562	150.6	2
6'39.237	28 Izan GUEVARA	SPA	GAS GAS	2'07.928	151.3	2
8'30.414	27 Kaito TOBA	JPN	KTM	2'07.490	151.9	3
8'30.632	71 Ayumu SASAKI	JPN	KTM	2'07.393	152.0	3
10'37.746	27 Kaito TOBA	JPN	KTM	2'07.332	152.1	4
10'41.608	17 John MCPHEE	GBR	HONDA	2'07.133	152.3	4
12'48.027	23 Niccolò ANTONELLI	ITA	KTM	2'06.971	152.5	5
12'56.295	16 Andrea MIGNO	ITA	HONDA	2'06.905	152.6	5
29'41.964	28 Izan GUEVARA	SPA	GAS GAS	2'06.901	152.6	8
29'46.660	27 Kaito TOBA	JPN	KTM	2'06.554	153.0	8
33'59.873	27 Kaito TOBA	JPN	KTM	2'06.420	153.2	10
39'54.545	17 John MCPHEE	GBR	HONDA	2'06.208	153.4	11
39'55.303	37 Pedro ACOSTA	SPA	KTM	2'05.999	153.7	12
42'01.112	37 Pedro ACOSTA	SPA	KTM	2'05.809	153.9	13

These data/results cannot be reproduced, stored and/or transmitted in whole or in part by any manner of electronic, mechanical, photocopying, recording, broadcasting or otherwise now known or herein after developed without the previous express consent by the copyright owner, except for reproduction in daily press and regular printed publications on sale to the public within 60 days of the event related to those data/results and always provided that copyright symbol appears together as follows below.

© DORNA, 2021

Official MotoGP Timing by TISSOT
www.motogp.com

Doha, Friday, March 26, 2021

